

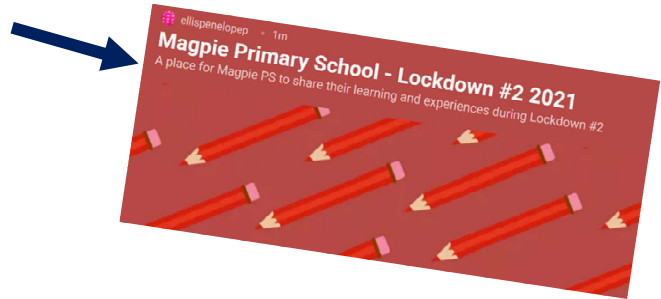



# LEARNING FROM HOME

MONDAY 30<sup>TH</sup> MAY, 2021

**Share your learning with others on our Padlet!**

Check it out here <https://padlet.com/MagpiePS2271/jilsbgaaldxjprli>  
The password is on Compass



## Daily Activities

Teachers have developed a range of activities for their classes, but we welcome you to try anything! New Activities will be shared each morning.

Some of the activities involve links to YouTube videos. While YouTube offers some excellent learning resources, we cannot guarantee the type of advertisements that will pop up while you are watching these clips. Please only allow your child to watch the suggested clips with supervision so that you can prevent them seeing the advertisements that are not age appropriate.

## Contact and support

Please contact the school on 5335 8851 between 9am and 3pm or via email if you have any questions.

If your family does not have a device at home, please click this link and we will organise one for you to borrow ASAP.  
<https://forms.gle/2nGRR3wC3UNxpLYd9>

Education Support Staff will be calling all families early in the week to check in, please let them know if you need anything. It is likely these calls will come from a private number, please don't be alarmed!

# PREP ONE WITH MS C, MRS. EUSTICE AND KAREN

## Reading

Listen to the soundwaves song. Our letter of the week is Hh.

<https://youtu.be/yM3dMF-Bxuk>

Watch 'A Bus Called Heaven' on YouTube

<https://youtu.be/2fWstpWXN88>

Discuss the following questions with a grown-up:

How did the bus change Stella's community?



How did the community change the bus?

The man at the wrecking yard looked very mean. Do you think his actions were mean or kind?

## Writing

Find the wild animal in your home learning folder. Try and think of some clues to help us guess the animal. Write them down or share them with your family.

Here is an example:



For an extension activity you could create a zoo in your house with some stuffed animals and lego.

Here is our Lockdown Zoo. We would love to see your on Padlet.



## Speaking and Listening/Spelling

Write out your golden words/red words or green words using the colored pencils in your home learning pack.


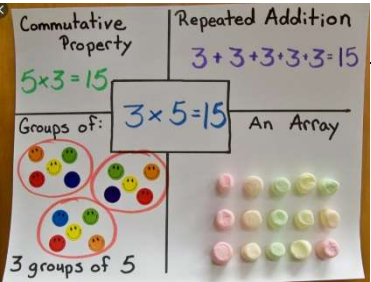


### Red Level Words

all	but	he	on	they
as	for	her	one	we
are	had	his	said	with
at	have	not	so	you

<p><b>Maths</b></p> <p>We are focusing on 2D and 3D shapes this week.</p> <p>Watch these you tube clips about shapes in our environment.</p> <p><a href="https://youtu.be/9Ax0xLj3kKo">https://youtu.be/9Ax0xLj3kKo</a></p> <p><a href="https://youtu.be/mYtEmJ2TzOQ">https://youtu.be/mYtEmJ2TzOQ</a></p> <p>Now go on your own shape hunt.</p> <p>Try and find 2 circles, 2 rectangles, 2 triangles and 2 squares. You can post your photos to Padlet (the address is at the top of the grid.)</p>	<p><b>Auslan</b></p> <p>Show a parent or sibling the colours that you know how to sign. See if you can find The Rainbow Song online (google Auslan Rainbow song) or try this link</p> <p><a href="https://www.youtube.com/watch?v=g5m3TLBmeuc">https://www.youtube.com/watch?v=g5m3TLBmeuc</a></p> <p>Do the actions along with the song.</p>	<p><b>Reconciliation Week</b></p> <p>Watch the Play School Reconciliation episode. Then discuss with an adult what you could do at school to help with reconciliation.... For example, we can pick up our rubbish regularly which is important for caring for Country. Draw a picture of what you could do. Ask an adult to post a photo of your drawing to Padlet.</p> <p><a href="https://www.abc.net.au/abckids/shows/play-school/walking-together/13341094">https://www.abc.net.au/abckids/shows/play-school/walking-together/13341094</a></p>
--	---	--

# ONE & TWO WITH MS M, MS MIA & JESS

<p><b>Reading</b></p> <p>Go onto Razkids and choose an interesting book to read (for every twenty minutes reading you do on RAZ kids I will award you a Dojo point as I can look up how much you are reading).</p> <p>If the internet is unavailable, choose a book from home or read the information sheets that were sent home.</p> <p>Our focus is on summarising the text. If you read a nonfiction, after each paragraph think about what the main idea was and discuss it with an adult.</p>	<p><b>Writing</b></p> <p>Use the information you have been reading about to work on your information report.</p> <p>The folded manilla folder is called a 'lap book' and this is for your information to be presented in. If you don't have a printer it doesn't matter. You have been sent home lined paper to write facts on and plain paper to draw your pictures on. This writing may take all week and that's ok. If you get your project done quickly I will include more writing ideas to work on. Take your time and we will share them when we get back to school.</p> 	<p><b>Speaking and Listening</b></p> <p>Discuss the interesting facts you have been reading about with the people at home. Maybe they will have some information about the topic to share with you.</p>
<p><b>Maths</b></p> <p>If you have access to a computer or tablet Google 'Essential Assessment' and login using the card that was in your take home pack. You can practice your maths skills on Sunset Maths, which is part of this program or My Numeracy.</p> <p>If you do not have access to technology we have been working on early multiplication in class which is about repeated addition, arrays and groups of... commutative property means that multiplications can be turned around like additions. Use things around the kitchen such as pasta to create arrays and groups of then record what you have found out. The times tables to start learning are the twos, fives and tens.</p> 	<p><b>Auslan</b></p> <p>Show an adult or sibling the signs we have been practising this term -</p> <ul style="list-style-type: none"> <li>Nice to meet you</li> <li>My name is ... and finger spell alphabet letters</li> <li>How are you?</li> <li>Numbers</li> <li>Colours</li> </ul> <p>Think of a word or question you would like to learn to sign and we can research and practise when we get back to school altogether.</p>	<p><b>Keeping Active</b></p> <p><b>Reconciliation Week:</b></p> <p>Watch the Play School Reconciliation episode. Then discuss with an adult what you could do at school to help with reconciliation. for example, we can pick up our rubbish regularly which is important for caring for Country. Write down your idea, and draw a picture to go with it. Ask an adult to post a photo of your drawing to Padlet.</p> <p><a href="https://www.abc.net.au/abckids/shows/play-school/walking-together/13341094">https://www.abc.net.au/abckids/shows/play-school/walking-together/13341094</a></p> <p>(There is a BTN episode linked further down if that's more appropriate).</p>

## TWO & THREE WITH MS L & MS STEF

<p><b>Reading</b></p> <p>RAZKIDS- I have reset your reading levels on razkids. I have also set a book for you to read on the launchpad. Record yourself reading, complete the quiz and do a retell! If you do not have access to the internet, try and find a nonfiction book to read aloud to a family member.</p>	<p><b>Writing</b></p> <p>During the last few weeks we have been writing letters. Begin a letter to Miss L that you will add to each day of the lockdown telling me what you do each day! Try and make it fun and remember to check your spelling and punctuation!</p>	<p><b>Speaking and Listening</b></p> <p>Go onto Google classroom and find your spelling words for this week. Write out your words and then try and cover them up and spell them</p>
<p><b>Maths</b></p> <p>Go onto Essential Assessment and complete the geometric reasoning pretest.</p>	<p><b>Auslan</b></p> <p>Teach an adult or sibling the signs we have been practising this term -          Nice to meet you          My name is ... and finger spell          alphabet letters          How are you?          Numbers          Colours          If you have access to a computer, you can use the sign bank (google, Auslan Sign bank) to help you and/or to explore words to sign</p>	<p><b>Reconciliation Week:</b></p> <p>Watch this BTN episode on Reconciliation week - <a href="https://www.abc.net.au/btn/classroom/reconciliation-week-2021/13350912">https://www.abc.net.au/btn/classroom/reconciliation-week-2021/13350912</a></p> <p>(there's also the Play School episode linked above in P/1/2 if that's more appropriate for some students).</p> <p>Then write down one thing your class can do to help with reconciliation... for example, we can pick up our rubbish regularly which is important for caring for Country. Draw a picture to show your idea. Ask an adult to post a photo of your drawing to Padlet.</p>

# FOUR & FIVE WITH MR B MS RACH

<p><b>Reading</b>  <b>Pink:</b> My Lazy Cat Hennetta  <b>Purple:</b> The Hidden City  <b>Red:</b>To Monkey Island  <b>Green:</b> Impact! When an Asteroid crashed into Earth.</p> <p><b>Note:</b> Read the attached text. These texts can be located on GC under Guided Reading in your group colour.</p> <p>If you can't access GC, please just read a text that you have at home.</p>	<p><b>Writing</b>  <b>Pink:</b> My Lazy Cat Hennetta  <b>Purple:</b> The Hidden City  <b>Red:</b>To Monkey Island  <b>Green:</b> Impact! When an Asteroid crashed into Earth.</p> <p><b>Note:</b> From your reading you are required to write about your reading. A document with questions has been developed in your Guided Reading folder on GC. Remember to keep working on your ability to use 'Writer's Language' in your responses and not just 'Talk Language'</p> <p>If you can't access GC, please write a summary about the text you read at home.</p> <p><b><u>Dad, Jackie, and Me</u></b> - You were provided with an A3 piece of paper in your take home folder. Please read the task on Google Classroom and complete it. You will be required to take a photo of your work and upload it.</p>	<p><b>Speaking and Listening</b>  Students currently are completing an <b><u>Inquiry Unit on the 2021 Olympic Games</u></b> (please see template that they have taken home.) Students can complete a section of this unit and then practice how they will present this section of work to the class.  <b><u>Please see Task 7</u></b> for more information around this task.</p>
<p><b>Maths</b>  Each student has been provided a 'Think Mentals' worksheet which is to work on <b><u>mental strategies and fluency</u></b> within their maths. Students are to complete unit 1 and 2 on this sheet. Students are to time how long it takes to complete each task and write in the allocated area. Students can then <b><u>use a calculator</u></b> to self correct work. I will go over any wrong answers or misconceptions when they bring this sheet back to school so please don't go changing any of your answers.</p>	<p><b>Auslan</b>  Start researching a famous deaf person. It can be anyone you like. Think about the 5 x w's as you research and take some notes - who, what, where, why, how.</p>	<p><b>Reconciliation Week:</b></p> <p>Watch this BTN episode on Reconciliation week - <a href="https://www.abc.net.au/btn/classroom/reconciliation-week-2021/13350912">https://www.abc.net.au/btn/classroom/reconciliation-week-2021/13350912</a></p> <p>Then write down one thing your class can do to help reconciliation, and write about why you think it would help Reconciliation... for example, we can pick up our rubbish regularly which is important for caring for Country. You can draw a picture to show your idea. Post a picture of your idea and drawing to Padlet.</p>

# SIX WITH HANNAH, MRS ELLIS & MRS MONKMAN

## Reading

In Google Classroom Week 7 - **IRA (Interactive Read Aloud) - Silent Days, Silent Dreams**

Read the book in the PDF attachment (you will need to zoom in to read the words). This book is part of a set with the theme of 'Perseverance'.

Perseverance is the act of continuing to try at something, despite obstacles or difficulties.

Think about how you show perseverance. Have you ever had a time when you had to persevere to achieve or complete something?

On Tuesday, Wednesday and Thursday this week, we will post a question about the book for you to answer.

Reading the book more than once will give you a better understanding to answer the questions.

## Writing

Healthy Bones Information Report - Edit on Google Classroom and ensure that it looks WOW!

These investigations will be presented to the class when we return to school.

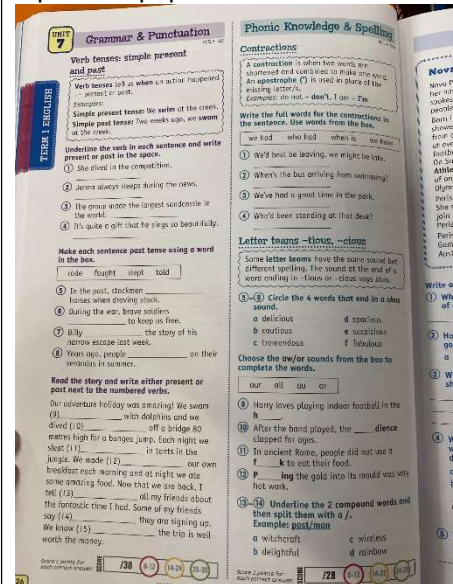
Those who have been absent and have not started are able to read the information on Google Classroom and email teachers with any questions if needed.

You are to research something to do with healthy bones, and present it to the class. There are some ideas, links and info in the GC that might guide you.

<https://classroom.google.com/c/MjU5MDIzOTE4NDU0/a/MzQ3ODQ4NDQ0OTgw/details>

## Speaking and Listening

Write these questions/answers neatly in your green workbook or on a piece of paper.



## Maths

Find 10 items that are similar (10 leaves from a tree, 10 gum-nuts or seed pods, 10 post-it notes, 10 pieces of pasta etc).

Arrange these items into a rectangle on a piece of paper. Measure the length and width of the rectangle of items. Think about how you can make your rectangle easier to measure. How could you keep the size and shape of the rectangle on the paper if you took your items away? When you have found the length and width, then calculate the area of the rectangle.

Then add 5 more of the items, or choose 10 new items, and repeat the process finding the length, width and area.

## Auslan

Start researching the famous deaf person you chose to learn about last week. Think about the 5 x w's as you research and take some notes - who, what, where, why, how.

## Reconciliation Week:

Follow the instructions in the slideshow - <https://docs.google.com/presentation/d/1a130vqQfIXAEtMUzKzSYN3Bt6c5H7RQcUOAGsEjTU/edit?usp=sharing>

You will think about an action our class can take for Reconciliation, write the idea on the Google slide with your name, and then write about how it will help reconciliation. Post a picture of your illustrated 'Action' idea to Padlet.