

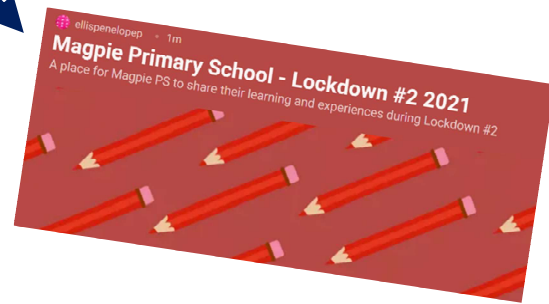



LEARNING FROM HOME

TUESDAY 1ST JUNE, 2021

SHARE YOUR LEARNING WITH OTHERS ON OUR PADLET!

Check it out here <https://padlet.com/MagpiePS2271/jilsbgaaldxjprli>
The password is on Compass



DAILY ACTIVITIES

Teachers have developed a range of activities for their classes, but we welcome you to try anything! New Activities will be shared each morning.

Some of the activities involve links to YouTube videos. While YouTube offers some excellent learning resources, we cannot guarantee the type of advertisements that will pop up while you are watching these clips. Please only allow your child to watch the suggested clips with supervision so that you can prevent them seeing the advertisements that are not age appropriate.

CONTACT AND SUPPORT

Please contact the school on 5335 8851 between 9am and 3pm or via email if you have any questions.

If your family does not have a device at home, please click this link and we will organise one for you to borrow ASAP.
<https://forms.gle/2nGRR3wC3UNxpLYd9>

Education Support Staff will be calling all families early in the week to check in, please let them know if you need anything. It is likely these calls will come from a private number, please don't be alarmed!

PREP ONE WITH MS C, MRS. EUSTICE AND KAREN

Reading

Listen to the vowel song on youtube.

<https://youtu.be/fR-BLFZyAWs>

Try and write the words and draw the pictures as you go. Your parents won't believe you can write these words!

Watch 'A Bus Called Heaven' on YouTube

<https://youtu.be/2fWstpWXN88>

Look at the pictures of the boss from the wrecking yard.



How did he change in the story? Do you think he was a nice man? Why/Why not?

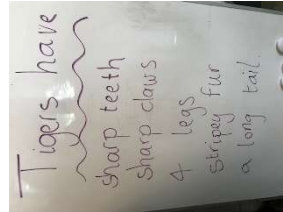
Writing

We are working on information text this week.


Watch the following clip on tigers.

<https://youtu.be/jEQaRY4YpVo>

I have made a list of what tigers have. Can you write a sentence that starts with Tigers have.....? Then you can draw a picture with labels.



Here is an example.



Speaking and Listening/Spelling

Choose one of the animal jokes from below (or any other animal joke) and record yourself saying it post it to Padlet to make the your friends laugh!

What do you get when you cross a snake and a pie?
A pie-thon!

What do you call a crying Camel?
A humpback wail!

What are zoo's floors made of?
Rep-tiles!

Where do sheep get their hair cut?
At the baa baa shop!

What happened when the owl lost his voice?
He didn't give a hoot

Why can't you play cards in the jungle?
Because there are too many cheaters.

Maths

Watch this clip on 2d and 3d shapes.

<https://youtu.be/YxoLISTu1jo>

Complete 1 or 2 pages of the imaths worksheets in your home learning folder.

For an extension activity you can follow this link and practice drawing a cube.

<https://youtu.be/QwgWhYr8hfA>

Science

Life cycle of a butterfly

Watch the following videos about the life cycle of a butterfly.

<https://www.youtube.com/watch?v=O1S8WzwLPIM>

<https://www.youtube.com/watch?v=kVm5k99PnBk>

Get a piece of paper and divide it into 4.

Draw some pictures to show the life cycle of the butterfly.

Use this picture from the video if you need some help.



EXTENSION: Watch The Very Hungry Caterpillar story.

Health and PE

Health & PE:

Please log into the Magpie PS 'Health & PE' page and have a go at some of the fitness challenges, morning exercise fun, practice your fundamental skills, well being and mindfulness activities, superhero workouts or try out some of the games.

Healthy Food Challenge!

Get the family together and put your cooking skills to the test. Try making one of Mr B's healthy snacks and rate it out of 10. Be sure to come and see me and let me know if you and your family liked it or not.


Afternoon Activities

Get the family together and go for a walk or a ride. I know my dog 'Willow' loves this.


Please see the below link for more information about the above:

<https://sites.google.com/education.vic.gov.au/magpiepshpeday/home>

ONE & TWO WITH MS M, MS MIA & JESS

<p>Reading</p> <p>Go onto Razkids and choose an interesting book to read (for every twenty minutes reading you do on RAZ kids I will award you a Dojo point as I can look up how much you are reading).</p> <p>If the internet is unavailable, choose a book from home or read the information sheets that were sent home.</p> <p>Our focus is on summarising the text. If you read a nonfiction, after each paragraph think about what the main idea was and discuss it with an adult.</p> <p>This will be the same for everyday to keep things simple.</p>	<p>Writing</p> <p>Use a fact file sheet each day to record the information you have been reading on your animal sheets. After you have completed the fact files, write or type up an animal project using all the information you have been finding.</p>	<p>Speaking and Listening/Spelling</p> <p>Discuss the interesting facts you have been reading about with the people at home. Maybe they will have some information about the topic to share with you.</p> <p>This will be the same for the rest of the week to keep things simple. If you would like to record yourself reading your animals facts or your project you can upload it to the Padlet (I have no idea how you can but I do know that it is possible)</p>
<p>Maths</p> <p>This is the same as yesterday, practice is everything. If you want to extend your child have them practice their times tables with you twos, fives and tens first.</p> <p>If you have access to a computer or tablet Google 'Essential Assessment' and login using the card that was in your take home pack. You can practice your maths skills on Sunset Maths, which is part of this program or My Numeracy.</p> <p>If you do not have access to technology we have been working on early multiplication in class which is about repeated addition, arrays and groups of... commutative property means that multiplications can be turned around like additions. Use things around the kitchen such as pasta to create arrays and groups of then record what you have found out. The times tables to start learning are the twos, fives and tens.</p>	<p>Science</p> <p><u>Life cycle of a butterfly</u></p> <p>Watch the following videos about the life cycle of a butterfly. https://www.youtube.com/watch?v=O1S8WzwLPIM https://www.youtube.com/watch?v=kVm5k99PnBk</p> <p>Get a piece of paper and divide it into 4.</p> <p>Draw some pictures to show the life cycle of the butterfly. Use this picture from the video if you need some help.</p>  <p>EXTENSION: Watch The Very Hungry Caterpillar story.</p> <p>https://www.youtube.com/watch?v=c8RBVbvMd4</p>	<p>Health and PE</p> <p><u>Health & PE:</u></p> <p>Please log into the Magpie PS 'Health & PE' page and have a go at some of the fitness challenges, morning exercise fun, practice your fundamental skills, well being and mindfulness activities, superhero workouts or try out some of the games.</p> <p><u>Healthy Food Challenge!</u></p> <p>Get the family together and put your cooking skills to the test. Try making one of Mr B's healthy snacks and rate it out of 10. Be sure to come and see me and let me know if you and your family liked it or not.</p> <p><u>Afternoon Activities</u></p> <p>Get the family together and go for a walk or a ride. I know my dog 'Willow' loves this.</p> <p>Please see the below link for more information about the above:</p> <p>https://sites.google.com/education.vic.gov.au/magpiepshpeday/home</p>

TWO & THREE WITH MS L & MS STEF

<p>Reading</p> <p>Choose an interesting non fiction book to read from home. Write a short review of your book</p>	<p>Writing</p>  <p>Using this picture as inspiration, write a story about a girl (or boy) with a dragon</p>	<p>Speaking and Listening/Spelling</p> <p>Using your spelling words, make a word find for your family to do!</p>
<p>Maths</p> <p>Go onto Essential Assessment and do 'My Numeracy'</p> <p>Once you have finished this, spend some time on Sunset Maths</p>	<p>Science</p> <p><u>Life cycle of a butterfly</u></p> <p>Watch the following videos on the life cycle of a butterfly.</p> <p>https://www.youtube.com/watch?v=3kZD6rISLUw</p> <p>https://www.youtube.com/watch?v=kVm5k99PnBk</p> <p>https://www.youtube.com/watch?v=zOgYFSvkqIA</p> <p>Make a poster showing the stages of a butterfly's life cycle. Take a photo and up load it to Padlet (login details attached). See example.</p> <p>CHALLENGE: Research another insect and make a poster of it's life cycle</p>	<p>Health and PE</p> <p><u>Health & PE:</u></p> <p>Please log into the Magpie PS 'Health & PE' page and have a go at some of the fitness challenges, morning exercise fun, practice your fundamental skills, well being and mindfulness activities, superhero workouts or try out some of the games.</p> <p><u>Healthy Food Challenge!</u></p> <p>Get the family together and put your cooking skills to the test. Try making one of Mr B's healthy snacks and rate it out of 10. Be sure to come and see me and let me know if you and your family liked it or not.</p> <p><u>Afternoon Activities</u></p> <p>Get the family together and go for a walk or a ride. I know my dog 'Willow' loves this.</p> <p>Please see the below link for more information about the above:</p> <p>https://sites.google.com/education.vic.gov.au/magpiepshpeday/home</p>

FOUR & FIVE WITH MR B, MS Q & MS RACH

<p>Reading</p> <p>Read a 'Just Right' book or piece of writing you have at home</p> <p>OR</p> <p>Read the following text about growing a bean in a bag (we will do this in Science when we get back to school!)</p> <p>Link https://resources.finalsite.net/images/v1592606316/eton/nvryw2gdztucz/bthjmsr/Botany-Projects-3.pdf</p>	<p>Writing</p> <p>If you have your writing book with your information report notes/ draft (the one where you chose your own topic with Mrs Q) and you have access to a computer, type it up.</p> <p>OR</p> <p>Summarise the bean in a bag notes in dot points. Either hand written or typed</p>	<p>Speaking and Listening/Spelling</p> <p>Read/ present the summary of germinating seeds/ how to grow bean in a bag to someone at home.</p>
<p>Maths</p> <p>Gather 5 collections of things Eg. Marbles, coins, seeds, leaves, lollies, pencils, books etc Present your findings on a graph of your choice (line, bar, pie)</p>	<p>Science</p> <p>Do a scientific drawing of a seed germinating - show the different stages of a seed growing. Think about the sunflowers we have been growing and the article you may have read about growing a bean.</p> <p>Remember scientific drawings need direction, labels, titles, pictures, colour and clear information.</p>	<p>Health and PE</p> <p>Health & PE: Please log into the Magpie PS 'Health & PE' page and have a go at some of the fitness challenges, morning exercise fun, practice your fundamental skills, well being and mindfulness activities, superhero workouts or try out some of the games.</p> <p>Healthy Food Challenge! Get the family together and put your cooking skills to the test. Try making one of Mr B's healthy snacks and rate it out of 10. Be sure to come and see me and let me know if you and your family liked it or not.</p> <p>Afternoon Activities Get the family together and go for a walk or a ride. I know my dog 'Willow' loves this.</p> <p>Please see the below link for more information about the above:</p> <p>https://sites.google.com/education.vic.gov.au/magpiepshpeday/home</p>

SIX WITH HANNAH, MRS ELLIS & MRS MONKMAN

Reading	Writing	Speaking and Listening/Spelling
<p>In Google Classroom Week 7 - IRA (Interactive Read Aloud) - Silent Days, Silent Dreams</p> <p>Read the book in the PDF attachment (you will need to zoom in to read the words).</p> <p>Yesterday you read the book 'Silent Days, Silent Dreams'.</p> <p>Thinking about that story, answer the question below. You may need to read the story again to make sure your answer has enough detail. Support your answer with information from the book.</p> <p>Question: This book tells a story about a real person, but the author had to fill in information he didn't have. He also made James' nephew, a real person, the narrator of the story. Should this book be considered fiction or nonfiction? Why?</p> <p>Why do you think the author decided to have James' nephew be the narrator?</p>	<p>Healthy Bones Information Report - Edit on Google Classroom and ensure that it looks WOW!</p> <p>If your Bones report is finished, you can work on your Reconciliation Week activity.</p> <p>Follow the instructions in the slideshow - https://docs.google.com/presentation/d/1aL30vqQfiXIXAETMUzKySZN3Bt6c5H7RQcUOAGsEJTU/edit?usp=sharing</p> <p>You will think about an action our class can take for Reconciliation, write the idea on the Google slide with your name, and then write about how it will help reconciliation.</p>	<p>Watch this segment from last week's BTN episode https://www.abc.net.au/btn/classroom/plastic-pact/13350890</p> <p>Then answer the following questions:</p> <ol style="list-style-type: none">1. What was the main point of the Plastic Pact story?2. What are some advantages of plastic?3. Plastic can take up to _____ years to break down?4. Studies have shown that about 90% of birds have plastic in their stomachs. True or false?5. Some experts say that if we don't do something soon, there will be more plastic than _____ in the ocean by 2050.6. What are the students in the BTN story doing to reduce plastic in the environment?7. What have companies that have signed up to the ANZPAC Plastic Pact agreed to do?8. Why do some people say the agreement doesn't go far enough? 9. What was surprising about this story?9. Name three facts you learnt watching this story.

<p>Maths</p> <p>An open-ended question is a question that may have more than one answer and requires you to think deeper.</p> <p>Choose 2 or 3 questions to investigate today:</p> <ol style="list-style-type: none"> 1. What are the possible times when the hour hand and the minute hand are at right angles? 2. What is something that you could do 10,000 times in a day? <ol style="list-style-type: none"> 1. Imagine you are allowed to watch 5 hours of TV from Monday to Friday. What might be the TV programs that you watch for this week? 	<p>Science</p> <p><u>Life cycle of a butterfly</u></p> <p>Watch the following videos on the life cycle of a butterfly.</p> <p>https://www.youtube.com/watch?v=3kZD6rISLUw</p> <p>https://www.youtube.com/watch?v=kVm5k99PnBk</p> <p>https://www.youtube.com/watch?v=zOgYFSvkqIA</p> <p>Make a poster showing the stages of a butterfly's life cycle.</p> <p>Research another insect and make a poster of its life cycle.</p> <p>What are the similarities / differences between the butterfly's life cycle and your chosen insect's?</p> <p>Take a photo and upload it to Padlet (login details attached).</p>	<p>Health and PE</p> <p><u>Health & PE:</u></p> <p>Please log into the Magpie PS 'Health & PE' page and have a go at some of the fitness challenges, morning exercise fun, practice your fundamental skills, well being and mindfulness activities, superhero workouts or try out some of the games.</p> <p><u>Healthy Food Challenge!</u></p> <p>Get the family together and put your cooking skills to the test. Try making one of Mr B's healthy snacks and rate it out of 10. Be sure to come and see me and let me know if you and your family liked it or not.</p> <p><u>Afternoon Activities</u></p> <p>Get the family together and go for a walk or a ride. I know my dog 'Willow' loves this.</p> <p>Please see the below link for more information about the above:</p> <p>https://sites.google.com/education.vic.gov.au/magpiepshpeday/home</p>
--	--	--