



NEWSLETTER TERM 3 WEEK 10

61 Docwra Street, Magpie 3352

PHONE: 03 5335 8851

FAX: 03 5335 9425

Web: www.magpieps.vic.edu.au

Email: magpie.ps@education.vic.gov.au



Magpie Primary School acknowledges the Traditional Custodians of the lands on which we live, work, learn and play.

PRINCIPAL UPDATE

Hello parents, carers and community!



I cannot believe we are at the end of Term 3 already. This year is flying by. It has been a wonderful term with many exciting things happening and we are looking forward to more adventures next term.

We finished our term with an exciting dodgeball final, footy colours day, an excursion to the Art Centre and student led conferences. Thank you to all our families for their efforts in attending the conferences and sharing in the students' learning from this term.

It was lovely to see the weather warming up this week. A timely reminder that when we return next term, all students are required to wear their hats. Please use the time over the holidays to ensure that your child is ready for sunsmart outdoor play for Term 4. No hat = under cover play.

Term 4 is a busy term and it will be particularly important to keep eyes on our newsletter and Compass communications. It is also a busy part of the year preparing for 2024. We will begin structuring our classes and staffing next term and to ensure our planning processes are smooth and effective, we ask that any change in circumstances is shared with us as early as possible. If you know of anyone looking to enrol for 2024, please encourage them to contact the office to organise a tour or to collect an enrolment pack.

There are lots of school and community notices at the end of the newsletter. Including some information about holiday activities available. Mrs. Eustice has also been kind enough to share our SAKG recipes from this term in the newsletter this week - the students really liked this term's menu. I can't wait to see what next term's menu looks like.

Over the holidays, we hope that all our families have time to rest and complete some fun things together. Enjoy the break and we look forward to seeing everyone return Monday 2nd October ready for another amazing, fun-filled term.

Take care!

MRS CARLY MIDDLETON

KEY DATES

October 2nd

First day of Term 4

October 6th

History Box Incursion

October 11th

Teeth on Wheels

October 12th

First 2024 Prep Transition morning

October 16th

Gr 5/6 Solar Squad Incursion

October 31st

Halloween Dress Up

November 6th

Curriculum Day

November 7th

Melbourne Cup Public Holiday

RESPECTFUL

RESPONSIBLE

EMPATHETIC



SCHOOL CALENDAR

TERM 4

	MONDAY	TUESDAY	WEDNESDAY	THURSDAY	FRIDAY
1	2 OCT STUDENTS RETURN TO SCHOOL	3 OCT SAKG Garden Day	4 OCT Lunch Order	5 OCT	6 OCT Assembly History Box
2	9 OCT	10 OCT SAKG Cooking 5/6	11 OCT Lunch Order Teeth on Wheels	12 OCT Prep 2024 Transition Morning	13 OCT Newsletter
3	16 OCT 5/6 Incursion	17 OCT SAKG Cooking 3/4	18 OCT Lunch Order	19 OCT	20 OCT Assembly
4	23 OCT	24 OCT	25 OCT Lunch Order	26 OCT School Council	27 OCT Newsletter
5	30 OCT	31 OCT SAKG Cooking P/1 Halloween Dress Up	1 NOV Lunch Order	2 NOV Prep 2024 Transition Morning	3 NOV Assembly
6	6 NOV CURRICULUM DAY	7 NOV MELBOURNE CUP PUBLIC HOLIDAY	8 NOV Lunch Order	9 NOV	10 NOV Newsletter
7	13 NOV	14 NOV SAKG Cooking 2/3	15 NOV Lunch Order	16 NOV	17 NOV Narmbool excursion
8	20 NOV	21 NOV SAKG Cooking 1/2	22 NOV Lunch Order	23 NOV Prep 2024 Transition Morning	24 NOV Newsletter
9	27 NOV Swimming Week	28 NOV	29 NOV Lunch Order	30 NOV School Council	1 DEC Assembly
10	4 DEC Swimming Week	5 DEC	6 DEC	7 DEC	8 DEC Newsletter
11	11 DEC Christmas Melodies excursion	12 DEC	13 DEC End of Year Movie	14 DEC	15 DEC Final Assembly
12	18 DEC	19 DEC	20 DEC		

SCHOOL UNIFORM

Magpie Primary School takes great pride in our school uniform. It is important to ensure your child has the correct uniform items for school.

The supplier for our school uniform is Beleza, and you can find them in Doveton Street or online www.beleza.com.au

As we enter the warmer weather, we are aware of our Sunsmart Policy. **All students are required to wear hats when outside at play during Term 4.** If students do not have their hats at play, they will need to stay under covered areas. Please also note that bike shorts are not appropriate shorts for uniform, but can be worn under dresses. School uniform can be expensive, so it is extremely important that all uniform items are clearly named so we can return lost items to the owner quickly.



Student outer wear:

- Polar fleece jacket with logo
- Polar fleece vest with logo
- Soft shell jacket with logo



Student shirt/dress:

- Navy/teal t-shirt with logo
- Girls summer dress
- Girls winter tunic



Student bottoms:

- Plain navy pants/shorts/skirt
(at least mid thigh length)




Student footwear:

- Plain black shoes with a flat sole
- Plain black runners
- Navy tights under dress/skirt
- White, grey, black or navy socks



(students may wear sports shoes on the days they have PE)

PREP/ONE



We are delighted to see the sun come out just in time for the holidays. This fortnight we have been making the most of the fine weather and enjoying bush play. Sam has been teaching the Prep/1s how to make wands with sticks, wool and fabric. The students were also lucky enough to attend a show at the Melbourne Arts Centre on Wednesday, along with the rest of the school.


In Literacy, we have continued to listen to Indigenous Dreamtime stories. We made some 'story stones' to help us retell the story How the Koala Got a Stumpy Tail.

In Numeracy we have been working on our skip counting and making patterns. The preps love our new pattern tiles nearly as much as they love Lego!

Thanks for all your support and happy holidays.



PREP/ONE



ONE/TWO



What a busy last week of term we have had!

We enjoyed our excursion to Melbourne on Wednesday to the Arts centre to see Waru – journey of the small turtle.







On Thursday we had footy colours day. In the morning we started with a whole school parade to our footy team songs. In PE we got to work on our footy skills and just before lunch we had the long-awaited dodgeball championship game with the Transformers taking on the Teacher Team. With the Transformers taking the lead with the first game the teachers came back fighting winning the next 2 games and taking out the championship!

Enjoy the holidays!



TWO/THREE


In the second half of this term, the Grade 2-3 class have dived into a research project, investigating an ocean animal and activating all the learning they have done this term about the impact of pollution on our oceans. Each student chose an ocean animal to research. The students then compiled their research into a slideshow, and finally they made a Triorama to depict their research. They all worked so hard, and I am very proud of their dedication and persistence during this project. Alaric also did a lovely picture showing all of the ocean animals that were researched; Coral; Bottlenose Dolphins; Blue Whales; Narwhals; Spider Crabs; Jellyfish; Orcas; Octopuses; Pufferfish; Tiger Sharks and; Green Sea Turtles. Thank you to the adults that came to our open classroom, the students loved sharing their Trioramas and learning with you. What a lovely little community this class is!



THREE/FOUR



Just like that Term 3 is all done and dusted. I hope everyone relaxes and enjoys the beautiful weather over the holidays!



FIVE/SIX



This week Grade 5/6 presented their projects on countries from around the world. Students have worked in teams this term to research their chosen country, making their slides, and designing and making props for their presentations. We also had taste testing of food from their countries.

On Thursday we had an incursion where we learned about forces, built and launched a rocket, and used programming on an iPad to move robots around a set course. In STEM the class have focused on building robotic hands and 3D shapes.



SAKG

The children have had another awesome cooking experience in Kitchen Garden this term.

On the menu we had: Greek salad, Potato and Sweet Potato Wedges, Chicken Parmigiana and Golden Syrup Dumplings. Many of the children have once again requested the recipes in the hope that they may be able to have a go at making the dishes at home. These recipes are designed to be simple to ensure maximum participation for the children. Often when the children are involved in making the meal they are more likely to have a go at eating it and try something new.



SAKG - GREEK SALAD

Dressing Ingredients

- 1/2 cup olive oil
- 1/2 cup red wine vinegar
- 2 cloves garlic, crushed
- 1 teaspoon dried oregano
- 1/2 teaspoon Dijon mustard
- 1/2 teaspoon salt
- Ground pepper

Dressing Instructions

1. Place all dressing ingredients in a jar and shake until combined.

Salad Ingredients

- 2 cucumbers, cut in quarters length ways, then into pieces
- 2 punnets cherry tomatoes, halved
- 1 block feta cheese, cut into small cubes
- 1 red onion, thinly sliced
 - 1/2 cup pitted Kalamata olives
 - 1/2 cup fresh mint leaves, roughly sliced

Salad Instructions

- 1. Place prepared ingredients into large bowl.**
- 2. Drizzle with dressing, then gently toss together.**

SAKG - CHICKEN PARMIGIANA

Ingredients

- Chicken tender (1 per person)
 - Egg
 - Plain flour
- Panko breadcrumbs
 - Oil
 - Tasty and mozzarella cheese, grated (2 tablespoons per tender)
- 1 piece of sliced ham
- Tomato passata sauce (1 tablespoon per tender)

Instructions

1. Place chicken tender between 2 sheets of baking paper. Use rolling pin to flatten out chicken.
2. Coat chicken in flour. Then in egg, then in breadcrumbs.
3. Heat oil in electric fry pan. Cook chicken in pan until golden. Place on tray lined with baking paper.
4. Top each tender with tomato passata then a slice of ham then cheese.

SAKG - TOMATO PASSATA

Ingredients

- 1 kg tomatoes, chopped
- 2-3 carrots, finely chopped
- 1 brown onion, finely chopped
- 2-3 sticks celery, finely chopped
- 3 cloves garlic, crushed
- 1/4 cup olive oil
- 1/2 teaspoon sugar
- Salt and pepper
- 1 bunch basil, roughly torn
- Sauce can be frozen or used as pasta sauce or pizza sauce.

Instructions

1. Drizzle pot with olive oil. Add carrots, onions, celery and garlic. Sauté until tender.
2. Cut tomatoes into large chunks and add to the pot along with the basil, sugar salt and pepper.
3. Bring to a simmer over medium-high heat. Reduce heat to low, cover and let simmer for 20 minutes.
4. Blitz and return to pot. Simmer until thickened to your liking.

SAKG - WEDGES

Ingredients

- Potato (1/2 per person)
- Sweet potato (1/4 per person)
 - Oil
- Seasoning - we used The Good Salt, available from Salt Bush Kitchen
- Salt and pepper

Instructions

1. Preheat air fryer to 200c.
 2. Slice potatoes into wedges.
 3. Place potatoes into a bowl, drizzle with oil, sprinkle with seasoning and salt and pepper.
 4. Place on tray and bake until golden brown.
- The wedges could also be cooked in an oven.

SAKG - GOLDEN SYRUP DUMPLINGS

Ingredients

Sauce

- 30grams butter
- 3/4 cup brown sugar
- 1/2 cup golden syrup
- 1 1/2 cups water

Dumplings

- 1 1/4 cups self-raising flour
- 30grams butter
- 1/3 cup milk
- 1/3 cup golden syrup

Instructions

Sauce

1. Divide sauce ingredients between the two fry pans. Heat all sauce ingredients together in fry pan, stirring until sugar has dissolved.
2. Bring to the boil, then reduce heat to simmer.

Dumplings

3. Place flour in large bowl, rub in butter with finger tips.
4. Add the milk and golden syrup, stir until combined.
5. Roll mixture into balls (approximately 2 per person)
6. Carefully drop dumplings into simmering sauce.
7. Cover and cook for 25 minutes.

BIRTHDAYS

Happy Birthday to our wonderful students who have celebrated or are about to celebrate their birthdays this month!

A graphic with the words "Happy Birthday!" in large, colorful, 3D-style letters. The letters are in various colors including yellow, blue, green, orange, and pink. The background is dark blue with small, colorful confetti dots scattered around.

SEPTEMBER

26TH - KADE, LEVI, ALIYAH

OCTOBER

4TH - LILY

8TH - LOGAN

10TH - TRAE





ENROLMENTS NOW OPEN

Now accepting enrolments for
Foundation 2024!



To find out more or book
a tour call 03 5335 8851

**Tours
welcome -
we'd love
to meet
you!**



KEEPSAKE TEA TOWELS

coming in Term 4!

raising funds for our outdoor play areas



perfect for
Christmas
presents!



Details on how to order will be sent out in Term 4.



13/09/2023

Dear School Community,

Temporary Changes to Trading Hours for School Holidays

With the end of Term 3 quickly approaching, we'd like to advise you that there are changes to the trading hours of all Beleza retail stores during the holiday break. All Beleza stores will be closing at **2pm on Friday 15th of September** for the end of term and will be closed for the first week of holidays.

We'd recommend families check their local store's Google listing to confirm opening hours before visiting a store. As we have multiple Beleza locations across Victoria, we suggest searching "**Beleza + Your Suburb Name**" to ensure you're getting the most relevant information.

We'll return to our usual trading days and hours across all stores **from Monday 25th of September** so we'll be available to help families with anything they may need in the lead up to Term 4.

We'd like to apologise for any inconvenience that these changes may cause and thank you for your understanding. We hope you all have a safe and enjoyable holiday break!

Kind regards,

Beleza School Uniforms



7 September 2023

Dear owner/occupier,

Lane closure on Albert Street between Docwra Street and Queen Street for landscaping works from 11 September to 11 October 2023

As part of the Department of Transport and Planning's "Keeping Ballarat Moving" intersection upgrade at Albert Street (Midland Highway) and Docwra Street, we will carry out landscaping works **from Monday 11 September to Wednesday 11 October 2023 between 7am and 6pm Monday to Friday.**

The works include:

- Tree planting
- Subsoil and seeding the nature strip
- Landscaping along centre median

What to expect

To undertake the landscaping works safely, we'll need to:

- Reduce speeds to 40km/h
 - Close the left lanes in each direction on Albert St, between Colac-Ballarat Rd and Docwra St
 - Close the right lanes in each direction on Albert St between Docwra/Prince St and Queen St

Managing construction impacts

We'll make every effort to minimise any construction-related impacts, including noise and vibration, during these works. All equipment will be fitted with devices to reduce noise and machinery turned off when not being used.

Please note that times and dates may change due to inclement weather. We will keep you informed if there is change.

Traffic Management

- Traffic management will be in place for the safety of all road users, including crews on the ground.
- Traffic controllers will guide pedestrians on Docwra St during work hours.
- Access to properties will be maintained at all times.
- Please look out for road signage when you're travelling through the area, drive safely and plan your trip to minimise delays.

BRUNCH WITH THE BIRDS

9.30AM TO 11.30AM
SUNDAY 24TH of
SEPTEMBER
YUILLE WETLANDS
Vickers Street Sebastopol
Scan QR Code for details





FREE ACTIVITIES
GAMES + GIVEAWAYS + PRIZES
BEST DRESSED + LOCAL FOOD & DRINK VANS

TUES 26 SEPT

WESTERN
BULLDOGS



FREE FOOTY FESTIVAL

*Register
NOW!*

SESSION 1: SENSORY: 9AM - 10AM
SESSION 2: 10.30AM - 1PM
SESSION 3: 1.20PM - 4PM

Meet the Mascots
CAESAR + SUNNY *Plus appearances by*
AFL + AFLW PLAYERS
CHILDREN AGED 4-12 MUST REGISTER THEIR PARTICIPATION

POWER FM BROADCASTING LIVE
CITY OVAL 1431 MAIR STREET
10AM - 2PM

FOOTY INFLATABLES
HANDBALL TARGETS + COMPETITIONS
PLUS MORE!



HEAD TO POWERFMBALLARAT.COM.AU
TO REGISTER NOW SO YOU DON'T MISS OUT!

last chance

To complete your form



Complete your E-form today and a Teeth on Wheels team member will contact you if your child is eligible for **FREE DENTAL CARE!**

FORMS ONLY NEED TO BE COMPLETED ONCE FOR THIS CALENDER YEAR

CLICK OR SCAN THE QR CODE TO COMPLETE YOUR FORM



TeethOnWheelsAustralia



#teethonwheels

Phone: (03) 9338 1191


Email: info@teethonwheels.com.au



TeethOnWheels
a positive dental experience



Supported Playgroups



SUPPORTED PLAYGROUPS ARE CURRENTLY ACCEPTING NEW ENROLMENTS !

- Come along and meet other families
- Fun engaging activities and circle time
- Learn about play and children's development

SCAN ME for more information

*subject to eligibility



Places are limited, for more information please contact:



Family & Children's Services



City of Ballarat Supported Playgroups
Ph: 5320 5720
Email: ballaratplaygroups@ballarat.vic.gov.au